

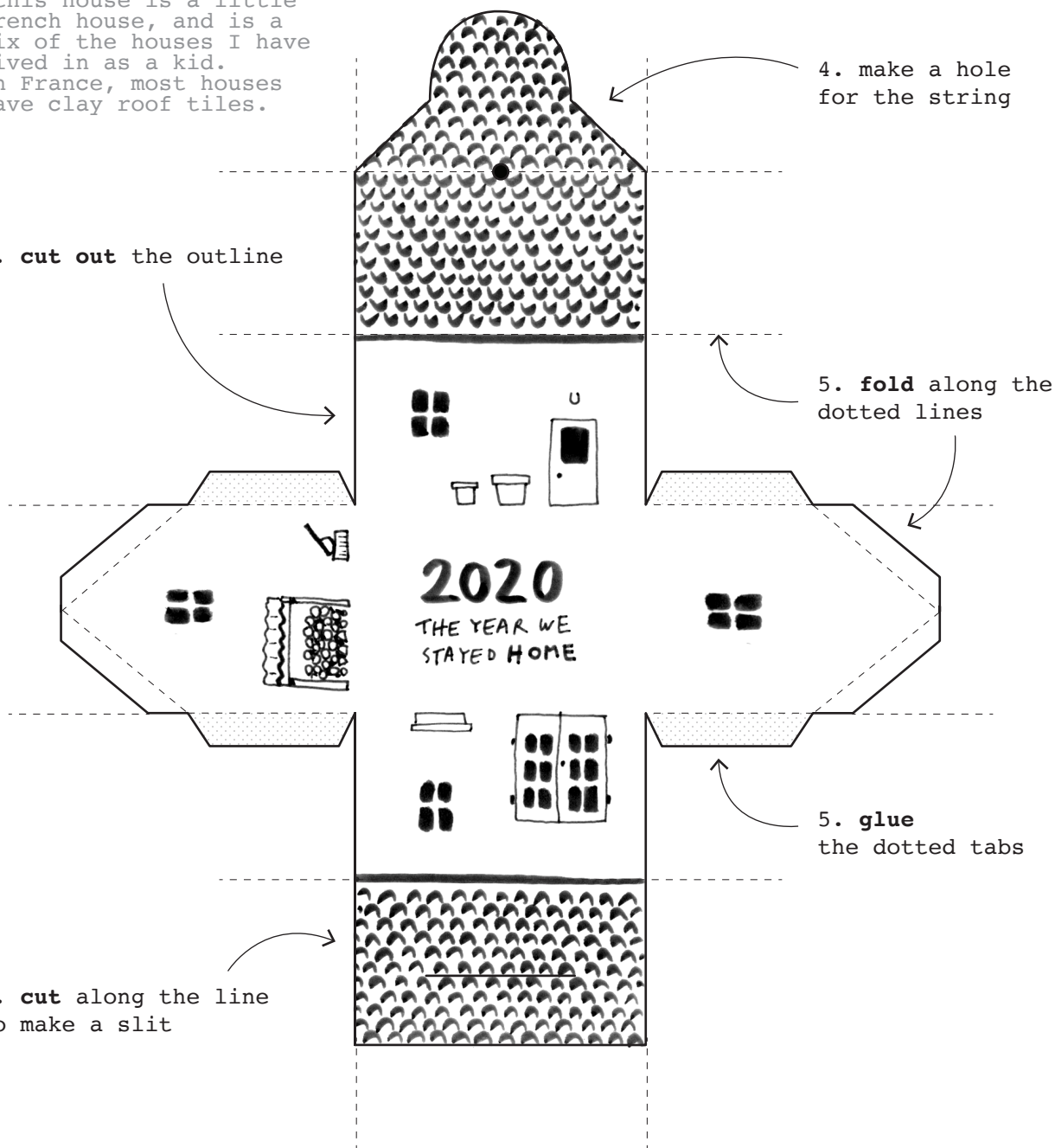
2020 Stay-at-Home Ornament

1. **color** to your heart's content!



*this house is a little French house, and is a mix of the houses I have lived in as a kid. In France, most houses have clay roof tiles.

2. **cut out** the outline



4. **make a hole** for the string

5. **fold** along the dotted lines

5. **glue** the dotted tabs

3. **cut** along the line to make a slit

6. **assemble** and hang on your tree!
you can open it like a little box and fill it with a note or a treat.
If you make 24 of these you can use them as an Advent calendar!

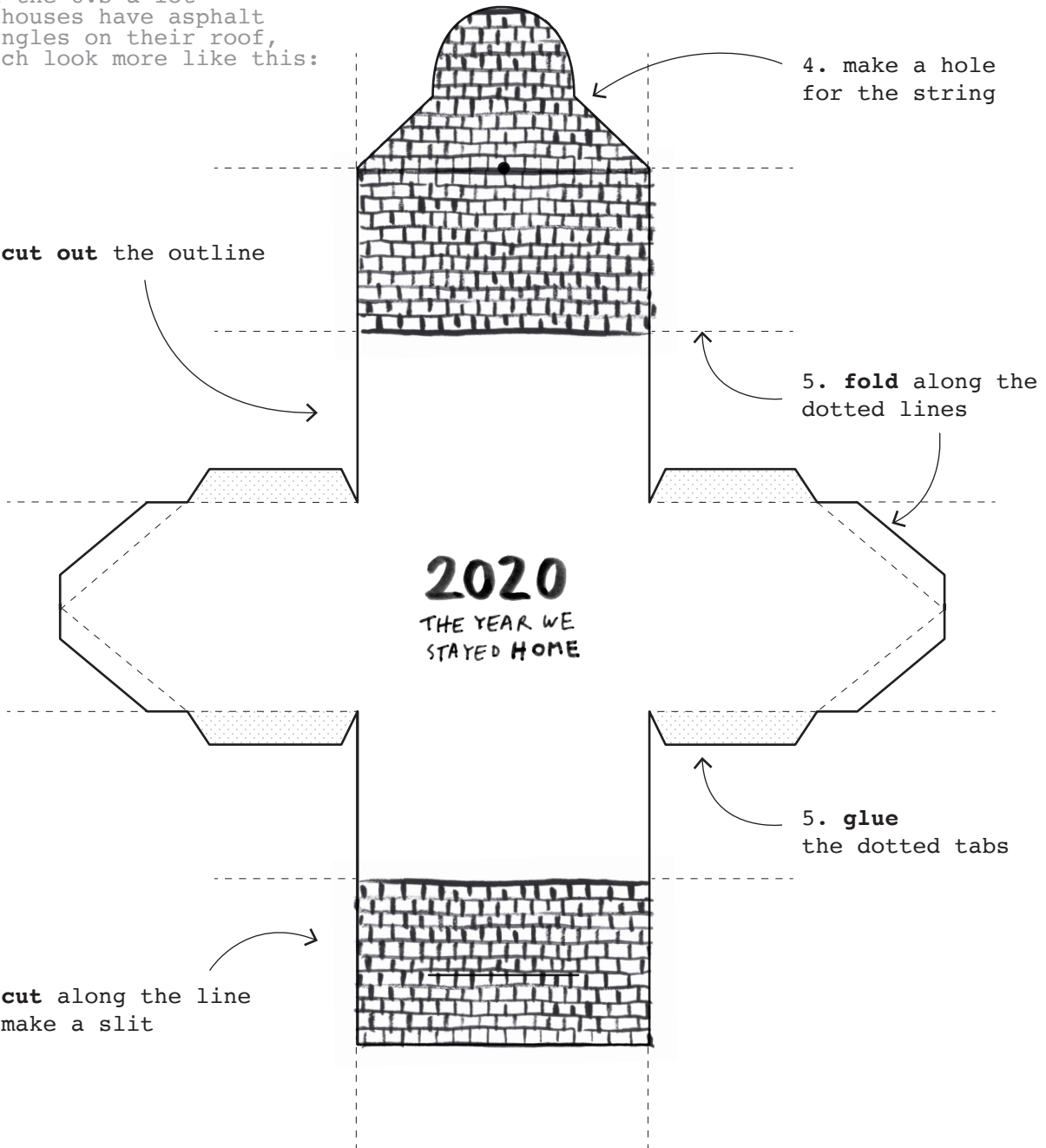
2020 Stay-at-Home Ornament

1. **draw & color**
your own house!



*In the U.S a lot
of houses have asphalt
shingles on their roof,
which look more like this:

2. **cut out** the outline



4. **make a hole**
for the string

5. **fold** along the
dotted lines

5. **glue**
the dotted tabs

3. **cut** along the line
to make a slit

6. **assemble** and hang on your tree!
you can open it like a little box and fill
it with a note or a treat.
If you make 24 of these you can use them
as an Advent calendar!

2020 Stay-at-Home Ornament



1. If you want, **paint the back** of this sheet of paper (gold is nice) and let it dry. Then:

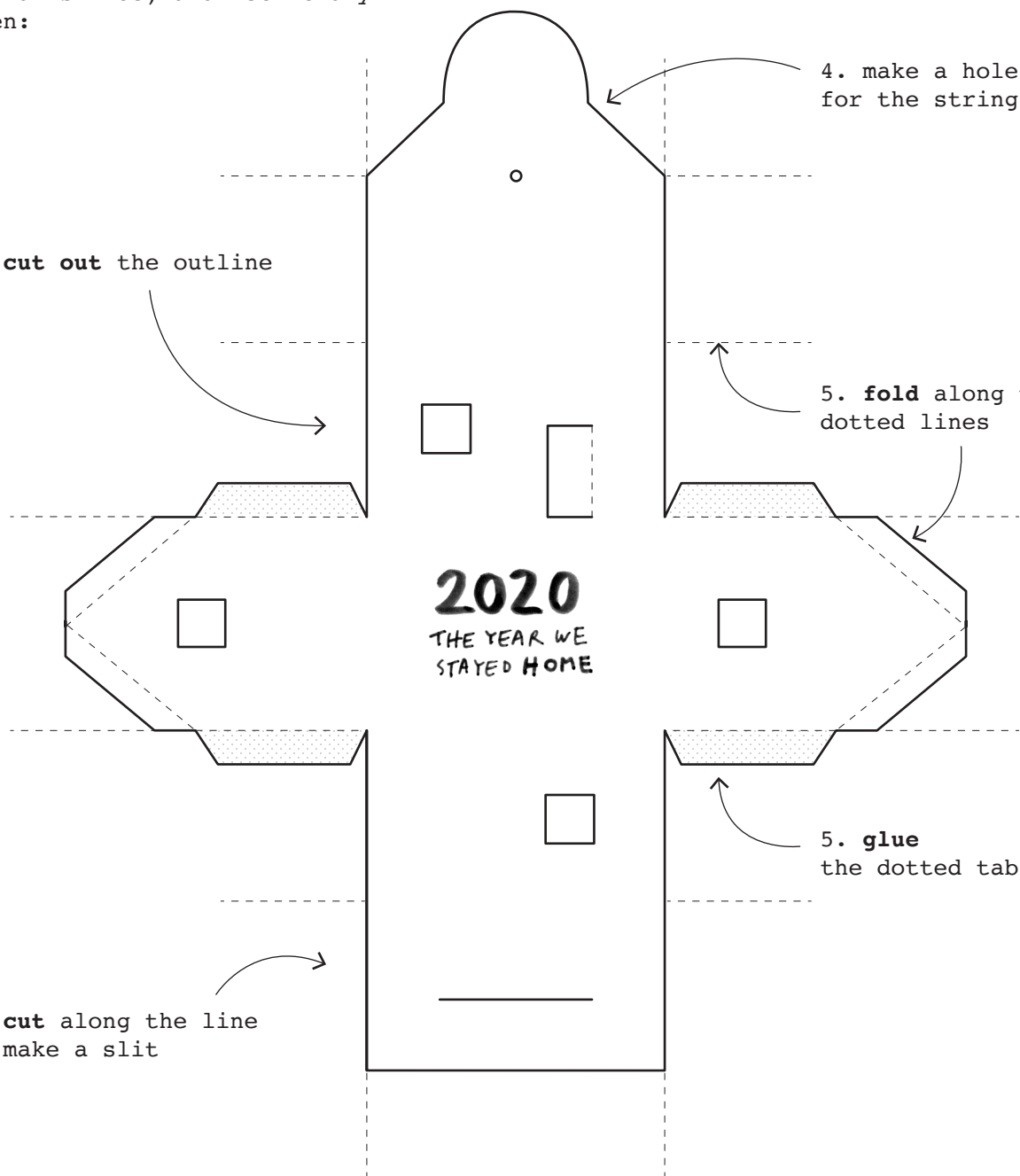
2. **cut out** the outline

4. make a hole for the string

5. **fold** along the dotted lines

3. **cut** along the line to make a slit

5. **glue** the dotted tabs



6. **assemble** and hang on your tree!
you can open it like a little box and fill it with a note or a treat.
If you make 24 of these you can use them as an Advent calendar!